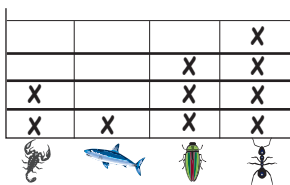

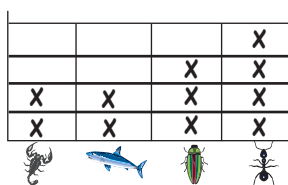


# Data and Graphs

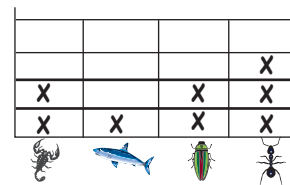
Name : ..... Class : .....



a ☐





b ☐

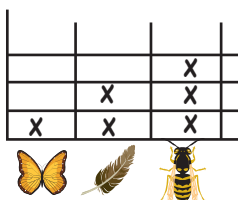


c ☐

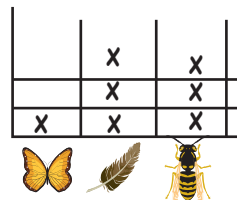
1) Which graph correctly represents the contents of the rectangle above ?



a ☐

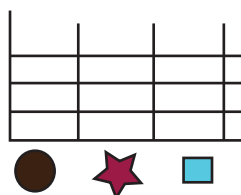
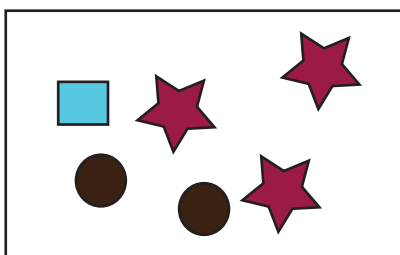


b ☐



c ☐

2) Which graph correctly represents the contents of the rectangle above ?



3) Plot the graph based on the number of objects in the rectangle.